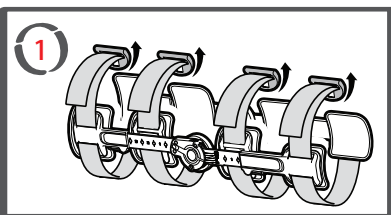




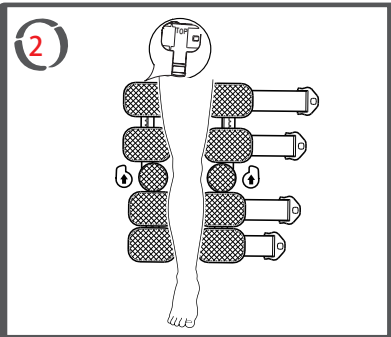
Advanced Hinged Range of Motion Knee Brace - Instructions

Product: Advanced Hinged Range of Motion Knee Brace
Model: 917-T
Sizing: Universal

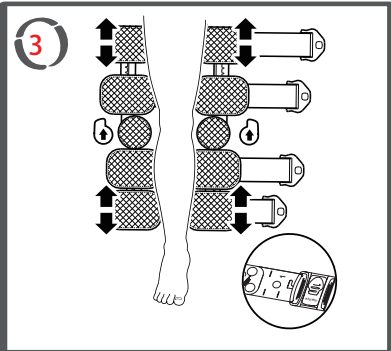
SUGGESTED HCPCS CODE: L1832/L1833



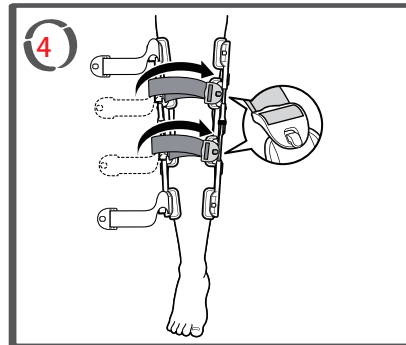
1. Take off 4 hooks.
 A. Align the brace on the leg.
 B. Place the brace under the affected leg.



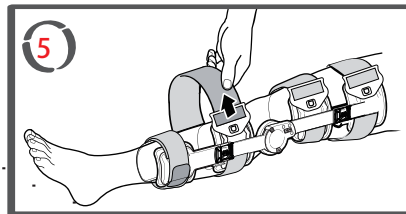
2. Expand the product.
 Place the patient's leg in the middle of the expanded product. The center of hinge should align with the knee joint. **Note:** The plastic bar marked with a label "TOP" will be on the thigh side, and the other side of the brace will be on the calf side.



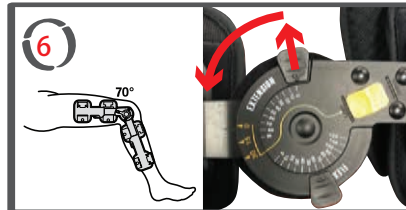
3. Adjust Lengths.
 Make length adjustments on both sides of the leg. Ensure that the scale on both sides is same. If there is a difference, it may cause harm to the patient. **Note:** To adjust the length of the strut, slide unlock tab and slide the plastic bar to the desired setting, then release slide tab.



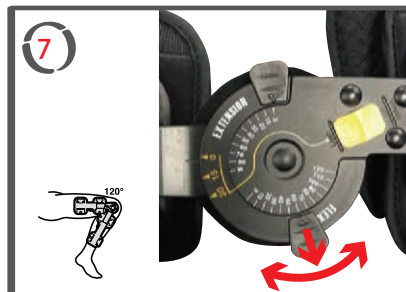
4. Fasten Straps.
 Pull apart the end of straps for hook, and fasten the plastic buckle. Adjust the strap to appropriate position.




5. Trim Excess.
 If necessary trim excess strap by removing the Velcro, trimming the strap, and stick back the Velcro.



6. Extension.
 To control Extension, pull the extension tab out and move to desired setting between 0° and 90° and release tab to lock into position.



7. Flexion.
 To control Flexion, pull the Flexion tab out and move to desired setting between 0° and 120° and release tab to lock into position.



8. Quick Lock.
 The hinge can be locked out at 0°, 15°, 30° by sliding the yellow tab into the locked position.

Cleaning and adjusting

- A. Hand wash foam liners with mild soap.
- B. Air dry, do not heat dry.

Instructions and Warnings

- 1. Single patient use only.
- 2. Read Instructions before use.
- 3. This device is to be used by order of a Physician or Health Care Provider.
- 4. If you experience increased pain while using this product, immediately consult with your physician.

Advanced Orthopaedics, Inc.

.326 Main Street
 Harleysville, PA 19438
 800.270.7074

orders@advanced-orthopaedics.com
 advanced-orthopaedics.com